



With the support of the  
Erasmus+ Programme  
of the European Union



# CREATING STORIES

HOW TO USE THE STORY CREATOR TO CREATE A POP-UP EXHIBITION



# WHAT IS IT?

The OER platform includes a simple Story Creator tool. The tool enables young people and youth workers to publish stories of migrant Grandmas to the online exhibition and pop-up exhibitions.

What is Grandma's Story?

English (UK)

Grandma's STORY.EU

DEFAULT TITLE DATE RANDOM

Grandma 1  
Read More

Grandma 2  
Read More

Grandma 3  
Read More

Grandma 4  
Read More

Grandma 5  
Read More

Grandma 7  
Read More

Grandma 8  
Read More

Grandma 9  
Read More

Grandma 10  
Read More

Grandma 6  
Read More

# WHAT CAN YOU CREATE?

Short online “pop-up exhibitions” or stories. Each story can contain a video, images and text. All stories are structured in the same format to allow for easier viewing by the exhibition visitors.

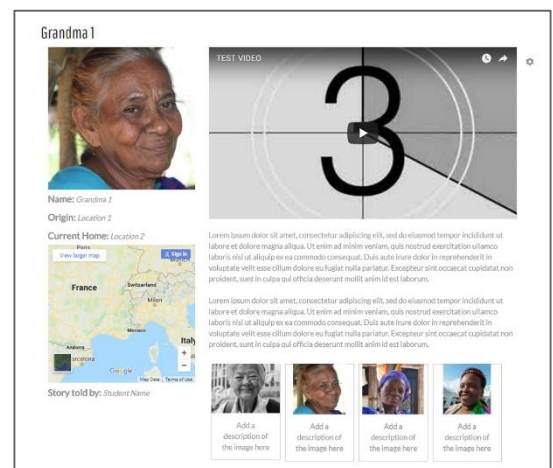
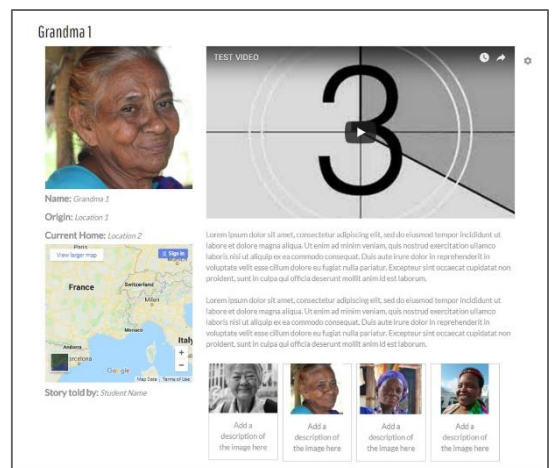
# WHAT SKILLS DO YOU NEED TO USE THE OER PLATFORM AND STORY CREATOR?

It requires no advanced technical knowledge and has been designed to be as simple as possible to use. There is a video guide and learning module in the platform that walks you through creating your first exhibition/story.

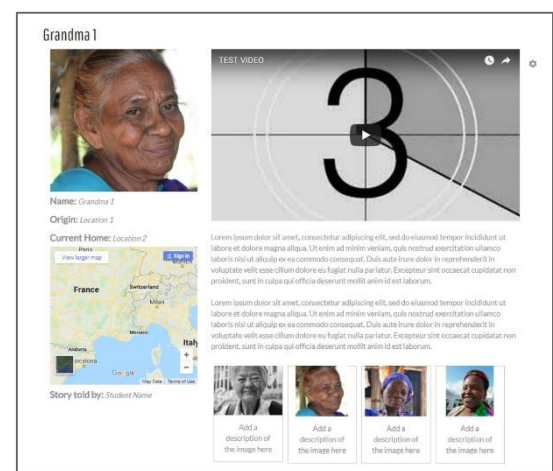
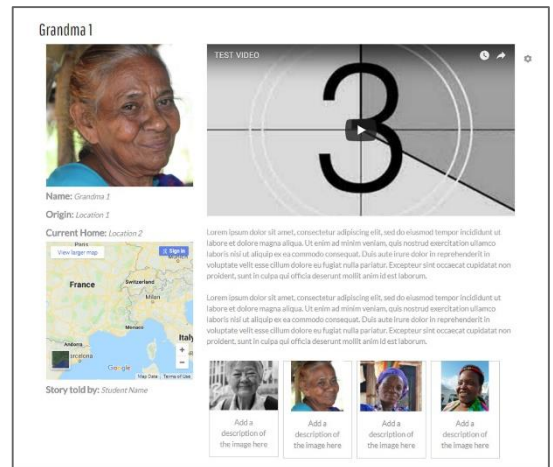
# WHAT STEPS DO YOU GO THROUGH TO CREATE A STORY?

Before adding the story to the platform users create the video interview of the Grandma and add to YouTube. There are a series of tutorial videos available on the platform to develop interview skills.

- Register for the Grandma's Story online exhibition platform [www.XXXXXXXXXXXXXX.eu](http://www.XXXXXXXXXXXXXX.eu)
- Log in using with user name and password
- Click 'Add Story' (*Stories created previously by that user will be shown in a list for editing*)
- Click 'New' to create a new story to show a series of fields to complete.
- Add the Grandma's name (*first name only*)
- Add the birthplace of the Grandma (*town or city and country*)
- Add the current home of the Grandma (*town or city and country*)
- The user can click 'Save' after entering each field or 'Save & Close' when all fields are completed.
- Upload the profile photo of the grandma from the present day. Click upload, find the image file on the computer.
- Add a title to for the image to help people with vision problems e.g. '*Present day photo of Agnese*'



- Upload the profile photo of the Grandma from the past. Click upload, find the image file on your computer.
- Add a title to for the image to help people with vision problems e.g. 'Photo of Agnese from 1950 in India'
- Add introduction text using the text editor. Introduce the Grandma and briefly tell the story of her origin and her migration journey including her precious object. (Suggested to be less than 1000 characters).
- Add the video interview. Copy the unique YouTube 11 character ID from YouTube and paste into the form field. The story creator will then embed the video into the story.
- Upload additional photos – image of her precious object and any other images that the user would like to add to help tell her story.
- When all fields are completed the user should change the 'Status' field to 'Published'.
- The story will now be live on the online exhibition and will be displayed in the pop-up exhibitions.



With the support of the  
Erasmus+ Programme  
of the European Union

"The European Commission support for the production of this publication does not constitute an endorsement of the contents which reflects the views only of the authors, and the Commission cannot be held responsible for any use which may be made of the information contained therein."